



# CYPRUS CENTRAL GOVERNMENT DEBT

QUARTERLY BULLETIN

No.40: 4<sup>th</sup> QUARTER 2020

## Review of operations for the 4<sup>th</sup> Quarter of 2020

### New issues:

Following the approval by the European Commission last August for the provision of funding to the Republic under the SURE scheme for a total amount of €479million, the first instalment amounting to €250 million was disbursed in November 2020.

The total outstanding stock of the 13-week Treasury Bill auctions for the last quarter of 2020 amounted to €225 million. The weighted average yield of the December 2020 decreased to -0,15% when compared to the September auction which was 0,14%. The bid-to-cover ratio for December 2020 increased to 3,8 compared to the auction in September 2020 which was 1,6.

The issuance of 6-year retail bonds for the last quarter of 2020 amounted to €6 million.

A loan granted by the EIB in December 2020 amounted to €20 million.

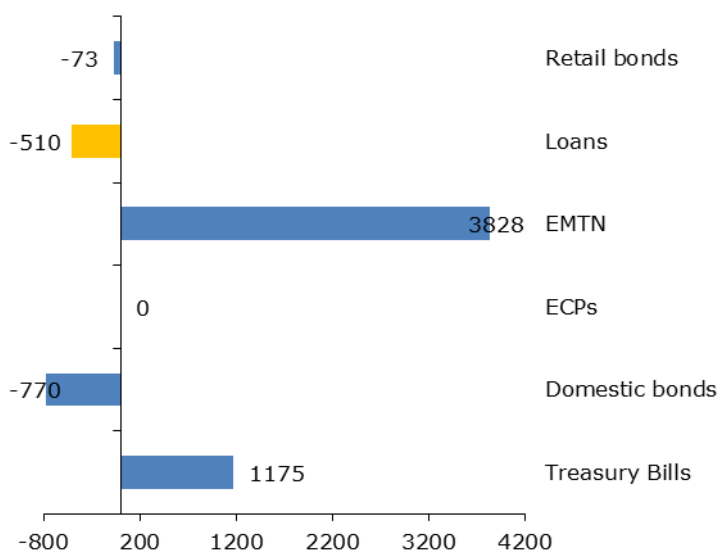
### Debt redemptions:

In December 2020 a domestic bond amounting to €750 million matured. Short term debt redemptions related to Treasury Bills amounted to €207 million. Loan amortisations amounted to €45 million. Repayments of retail bond securities (including early repayments) amounted to €39 million.

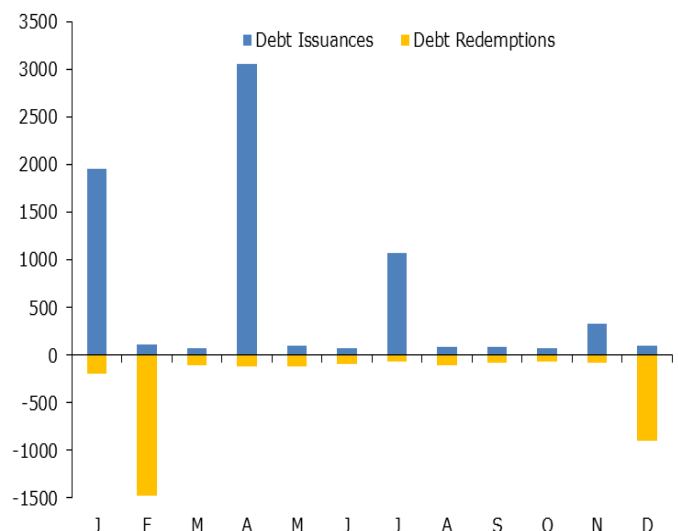
*Important note:* As mentioned already in the previous bulletin, the yield fluctuations illustrated under the Secondary market bond yields diagram were due to the Covid-19 pandemic. Following changes in the economic policy decision making within the European Union level and the enhancement of the quantitative easing programme, yields started to converge towards pre-crisis levels.

### Change in debt January – December 2020

By instrument, € mln.

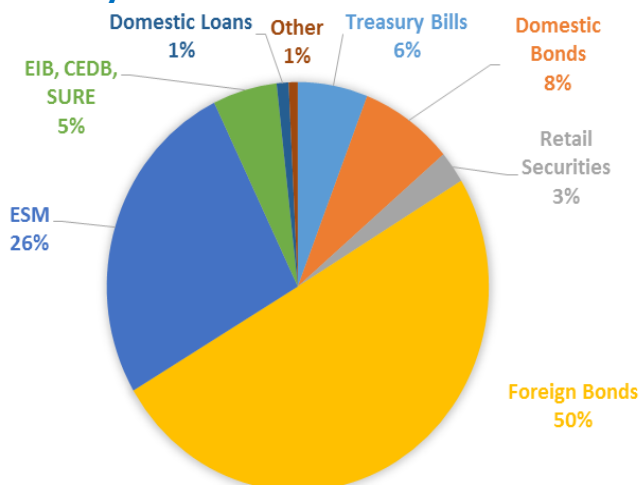


By month, € mln.

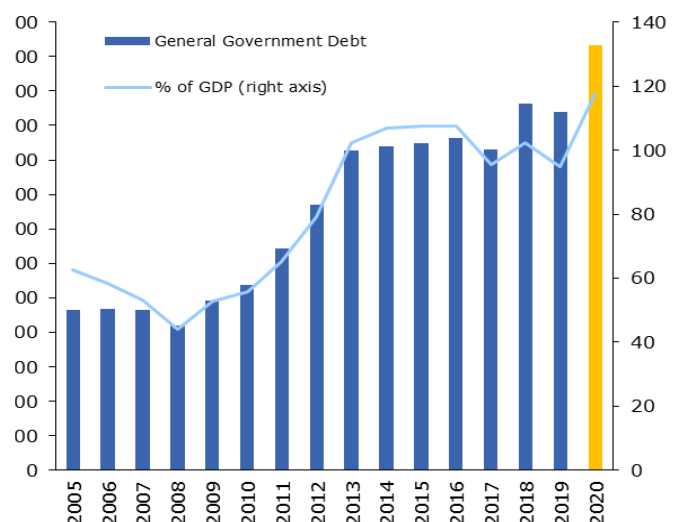


### Size and structure of debt

By instrument December 2020



Evolution of public debt, € mln



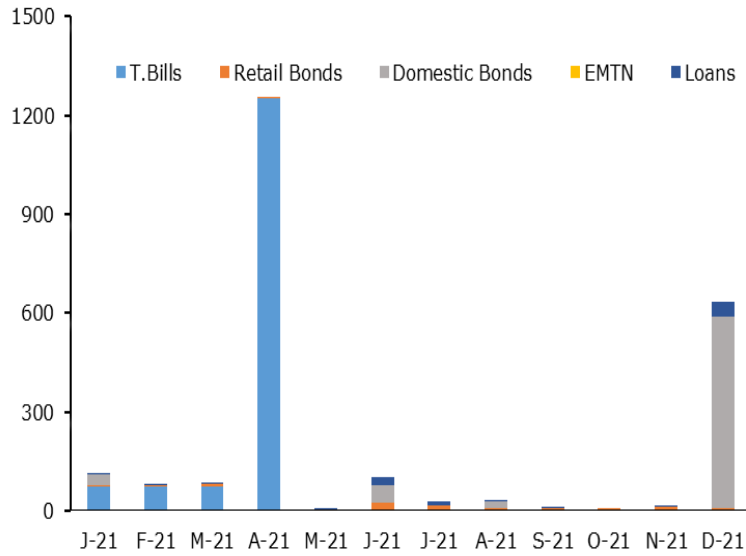
## Debt Structure

	31-12-20 € 24.632 mln.	30-09-20 € 25.165 mln.	30-06-20 €24.201 mln.
Outstanding Central Government Debt <sup>1</sup>			
Domestic market	18%	21%	22%
Foreign market	82%	79%	78%
Short term <sup>2</sup>	6%	6%	6%
Medium and long term	94%	94%	94%
Securities	67%	69%	67%
Loans	33%	31%	33%
Fixed interest rate	71%	72%	71%
Floating interest rate <sup>3</sup>	29%	28%	29%
Local currency	100%	100%	100%
Foreign currencies	0%	0%	0%

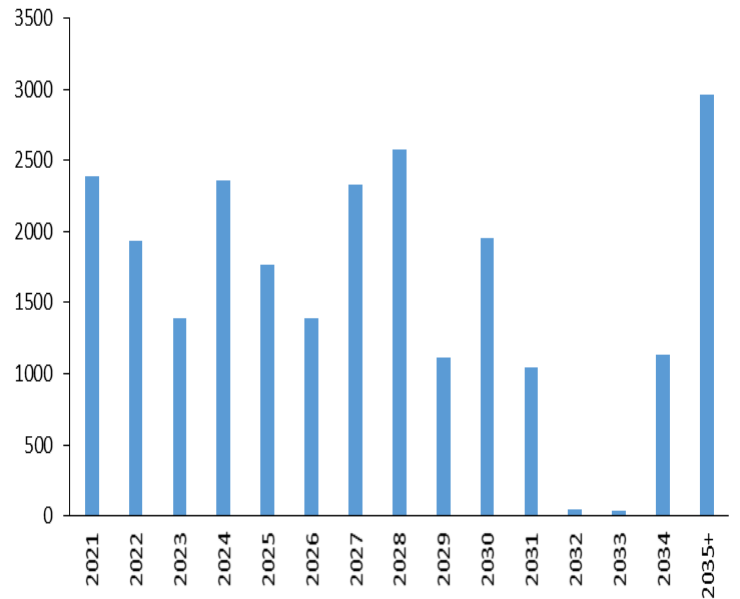
1. Provisional data. Excludes intragovernmental obligations of the central government and debt of central government state-owned enterprises. Also excluding the nominal value of euro coins in circulation.
2. By original maturity at issue.
3. After swap transactions.

## Repayments Schedule

### Debt within next 12 months

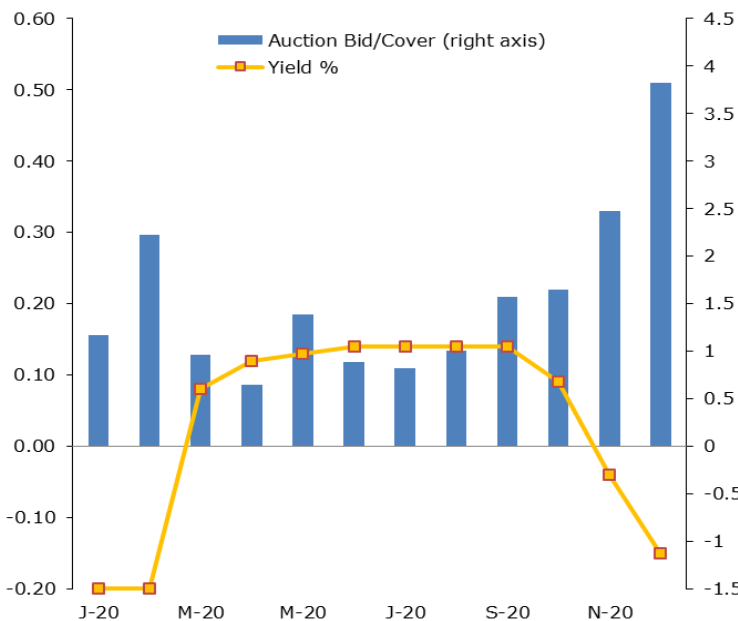


### Total debt, € mln

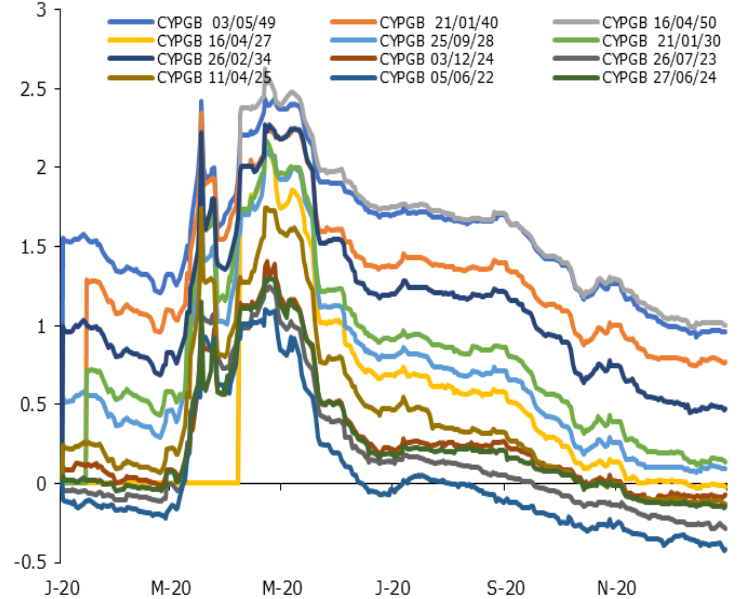


## Marketable debt borrowing cost

### Primary market Treasury Bill yields (13 weeks)



### Secondary market bond yields



Source: Bloomberg

Abbreviations: TB: Treasury Bill; CEDB: Council of Europe Development Bank; DB: domestic-law bond; ECP: Euro Commercial Paper; EIB: European Investment Bank; EMTN: Euro Medium Term Note (foreign-law bond); ESM: European Stability Mechanism; IMF: SURE: Support to mitigate Unemployment Risks in an Emergency; PDMO: Public Debt Management Office. All data as at 31/12/20 unless otherwise specified. Replication is permitted, provided that the source is stated. The information has been compiled and verified to the best of our knowledge. The possibility of a factual mistake cannot, however, be excluded.



Public Debt Management Office  
Ministry of Finance  
Nicosia 1439  
Cyprus

pdm@mof.gov.cy  
www.mof.gov.cy/pdmo  
Tel: +357 22 601182  
Fax: +357 22 602749